



AUCKLAND FACTS

Auckland, based around 2 large harbours, is a major city in the north of New Zealand's North Island. In the centre, the iconic Sky Tower has views of Viaduct Harbour, which is full of superyachts and lined with bars and cafes. Auckland Domain, the city's oldest park, is based around an extinct volcano and home to the formal Winter gardens. Near Downtown, Mission Bay Beach has a seaside promenade.

Auckland has a population of over 1.2 million, approaching one third of New Zealand's entire population.

Auckland City lies between the Hauraki Gulf of Pacific Ocean to the east, the low Hunua Ranges south-east, the Manukau Harbour to the south and the Waitakere Ranges and smaller ranges to the north-west.

Auckland's amazing geography and warm, humid climate has inspired a lifestyle that's regularly ranked in the world's top ten. In just half an hour you can be anywhere: sailing to an island, trekking through the rainforest, picnicking on a volcano, sampling wines at a vineyard or wandering a wild, black sand surf beach. Auckland's layout makes it easy to jump quickly from one theme to another.



which is

the
to the
west,
the west

climate
the
almost

AUCKLAND FACTS

- The Harbor Bridge in Auckland has 8 lanes and the central barrier in the bridge is moveable.
- The largest volcano located in Auckland is in the Rangitoto Island.
- According to recent studies, the city's population is expected to grow over 50% in the next 50 years.
- English is the official language spoken in the city. However, since this place is largely Polynesian, a large number of other languages such as Asian and Maori languages are also spoken widely.
- Auckland is located on and around an isthmus, with its narrowest point merely 2 kilometers in width, which is between Mangere Inlet and the Tamaki River.
- As per 2006 statistics, Auckland ranked 23rd on the UBS list of the world's richest cities.
- With regard to the quality of life, Auckland currently ranks 5th amongst 218 major cities of the world.
- There are over 800 restaurants in Auckland.
- Auckland has a perfect, 100 km of coastline and is home to some of the most stunning beaches in the world.





AUCKLAND – WHAT'S ON?

Explore Aucklands events using this link:

<https://ourauckland.aucklandcouncil.govt.nz/events/>

Hers just a few examples of annual Auckland events:

- New Zealand International Film Festival
- New Zealand Fashion Week
- FarmersSanta Parade
- Splore Music and Arts Festival





AUCKLAND ECONOMY

Provisional figures released show Auckland's regional economy increased in value from \$95.3 billion to \$101.4 billion between March 2016 and March 2017 (an increase of 6.3 percent).

The increase was driven by strong rises in the rental, hiring, and real estate services; construction; and finance and insurance services industries. However, the 2017 increase is smaller than last year's increase, when Auckland's regional economy rose 7.8 percent.



Auckland's top 18 industries are each valued at more than \$1 billion. It is by far the largest regional economy in New Zealand – the next-largest is Wellington, which is valued at \$35.6 billion. Auckland's share of the national economy is 37.5 percent.



AUCKLAND – PLACES TO STAY

There is a large range of hotels in Auckland, these links will show you just a few of the many options to choose from:

- https://www.tripadvisor.co.uk/Hotels-g255106-Auckland_Central_North_Island-Hotels.html
- <https://uk.hotels.com/de950540-qu0/cheap-hotels-auckland-new-zealand/>
- <https://xixerone.com/en/the-best-areas-to-stay-in-auckland/>



Here are some hostels we have researched in Auckland:

City Garden Lodge

Dorms from \$15.71NZ dollars per night
Parnell

Surf 'N' Snow Backpackers

Dorms from \$10.40NZ dollars per night
Private from \$36.41NZ dollars per night
City centre

Fat Camel Hostel

Dorms from \$12.17NZ dollars per night
City centre

Choice Backpackers

Dorms from \$15.29NZ dollars per night
City centre



AUCKLAND – DINING AND SHOPPING

Dining

Auckland is home to award-winning wineries, delicious local produce and buzzing restaurants in the inner-city precincts.

These are some links for the best places to eat in Auckland:

- https://www.tripadvisor.co.uk/Restaurants-g255106-Auckland_Central_North_Island.html
- <https://theculturetrip.com/pacific/new-zealand/articles/10-best-restaurants-auckland-new-zealand/>
- <https://www.metromag.co.nz/food/food-restaurants/aucklands-best-restaurants-by-cuisine-metro-top-50-2018>



Shopping

With more than 400 shops, *Takapuna* is the main shopping destination in Auckland's North Shore. Under 15 minutes' drive away, find beachwear, décor, clothing, footwear, gifts and home décor. Pop into the Sunday markets in the morning for bargains and specialty foods.

These are just a few of links for the best places to shop in Auckland:

- <https://www.aucklandnz.com/visit/discover/activities/shopping>
- https://www.tripadvisor.co.uk/Attractions-g255106-Activities-c26-Auckland_Central_North_Island.html
- <https://www.newzealand.com/uk/feature/the-ultimate-day-of-shopping-in-auckland/>





AUCKLAND –TRANSPORT

Auckland's public transport is a great way to get around. It's easy to travel by train, bus or ferry throughout the inner city and the wider region, with regular routes to most major attractions and our main shopping, dining and entertainment precincts.

Buses:

Link bus services are a convenient and cheap way to get around Auckland's city centre and inner suburbs – including top shopping and dining spots. They run very frequently, so there's no timetable, and fares start at just 50 cents. Just look for the red, green or amber buses and wait at a matching bus stop.

More information on busses can be found here:

<https://at.govt.nz/bus-train-ferry/bus-services/link-bus-service/>

Hiring a vehicle:

With an excellent motorway network, driving is a popular choice for anyone keen to discover more of Auckland and New Zealand. There is lots of rental car companies to choose from – including the main international brands – offering everything from standard sedans and hatchbacks to motorhomes and motorcycles. Most major rental car companies have depots at Auckland Airport and in central Auckland.





AUCKLAND –TRANSPORT CONTINUED

In New Zealand, they drive on the left. Visitors from some countries may need a bit of adjustment, but for others, you'll feel right at home.

You can legally drive in Auckland and New Zealand for up to 12 months per visit, with either a current driver's licence from your home country or an International Driving Permit (IDP). Make sure you have these organised before you arrive in New Zealand – check who can drive and what you'll need on this website: <https://www.nzta.govt.nz/driver-licences/new-residents-and-visitors/driving-on-nz-roads/>

To help you know the roads and to be safe and stress-free while you're exploring our beautiful part of world. Take a look at the road rules in New Zealand all types of vehicles at: <http://www.drivesafe.org.nz/>



the
for





AUCKLAND –TRANSPORT CONTINUED

Cycling

Get some fresh air while you sightsee – it's easier than ever to get around Auckland bike, with a number of new cycle paths popping up in the last few years (and more new ones on the way). Flat, easy cycleways along the waterfront or through parks are great for families or the casual explorer or tackle a more challenging trail through bush or farmland.



Walking:

If you enjoy exploring on foot, it's easy to walk around the central city you can pick up a map at an i-SITE first or download one:

<https://www.aucklandnz.com/visit/discover/essential-information/maps-and-guides>

There are hundreds of places to walk across the region too, from beachfront promenades to island trails:

<https://www.aucklandnz.com/visit/discover/activities/walks-and-hike>



SUPERMARKETS

Supermarkets in NZ are typically open 7 days a week from early morning with late closing.

Supermarket options in Hamilton include:



- <http://www.paknsave.co.nz>
- <http://www.newworld.co.nz>
- <https://shop.countdown.co.nz>

BANKS

All banks in NZ are open week days, with some available limited hours on the weekend.

Below are the links to the main banks in NZ:

- <http://www.kiwibank.co.nz> OR phone 0800 113 355
- <https://www.bnz.co.nz> OR phone 0800 275 269
- <http://www.anz.co.nz> OR phone 0800 269 296
- <http://www.westpac.co.nz> OR phone 0800 400 600





AUCKLAND –SCHOOLS

Schools in New Zealand are grouped into areas known as 'zones'. Children are usually expected to attend a school in the zone that includes their home. To see which school zone you live in, check the Ministry of Education's 'school finder' website.

This is a link to a website explaining schooling:

<https://www.newzealandnow.govt.nz/living-in-nz/education/choosing-school>

AUCKLAND BEACHES

When you go to a place where the weather is far more beautiful than Britain's, the best place to visit are the beaches with the warm sand between your toes and the salty sea smell in your nose.

Here we have listed what beaches are in the surrounding areas.

St Helier's Bay Beach
Saint Heliers 1071

Mission Bay Beach
88 Tamaki Drive
Auckland 1071

Hillsborough Bay
Hillsborough
Auckland 1042

Karaka Bay
Peacock Street
Auckland 1071

Judge's Bay
Auckland 1052

Kohimarama Beach
Auckland 1071

Cheltenham Beach
Vauxhall Road
Auckland 0624





ABOUT MOUNT WELLINGTON AUCKLAND

Mt Wellington is a suburb of Auckland. It is located 10 kilometres southeast of central Auckland and is bordered by Tamaki, Panmure, Penrose, Ellerslie and Sylvia Park. Mt Wellington was named after the Duke of Wellington. For centuries the local Māori used Mt Wellington as a pa, or fort. Once the Europeans had settled into the area, they began to quarry the lava flow from the Mt Wellington volcano so that this could be used for industrial purposes. Today the old quarry has been demolished and the area is currently being redeveloped as residential housing. Mt Wellington is a quaint suburb with access to a supermarket and a few shops within the suburb. Nearby Sylvia Park provides a wide range of dining opportunities as well as the Sylvia Park Mall, which contains ample shops as well as a food court. Hamlin Park and access to the Panmure Basin are close by.



ACCOMMODATION

Real Estate Auckland:

- <https://www.realestate.co.nz/residential/sale/auckland>
- <https://www.rightmove.co.uk/overseas-property-for-sale/Auckland.html>
- http://raywhite.co.nz/residential_property/
- <https://www.trademe.co.nz/property/residential-property-for-sale/auckland/view-list>





CHRISTCHURCH FACTS

Christchurch is a garden city on the east coast of New Zealand's South Island, set on the Canterbury Plains. Flat-bottomed punts glide on the Avon River, which runs through the city centre. On its banks are cycling paths, the green expanse of Hagley Park and the Christchurch Botanic Gardens. In 2010 and 2011, 2 major earthquakes destroyed many city-centre buildings, and restoration work continues.

Founded: July 31, 1856

Branch: South Island



Boroughs: Aranui, Bexley, New Zealand, Avondale, Canterbury Sydenham is an inner suburb of Christchurch, New Zealand, located two kilometres south of the city centre, on and around the city's main street, Colombo Street. It is a retail and residential suburb.

Be part of the biggest construction project in New Zealand's history.

A series of earthquakes struck Christchurch in New Zealand's South Island in 2010 and 2011 and a significant section of the city now needs to be rebuilt. The Christchurch rebuild will require an additional 36,000 workers by the time of peak reconstruction in the third quarter of 2013, which presents the region with a huge employment challenge but presents workers with unprecedented employment opportunities.

A recent report released by the Canterbury Employment Skills Board estimates that about 23,900 additional trade's workers will be needed, including carpenters' joiners, painters, plus labourers and concrete and plastering workers. The city will also require a further 12,000 employees to back up the rebuild requirements, including lawyers, accountants and retail and hospitality workers. More than 10,000 houses need to be rebuilt with repairs to a further 105,500 homes. A huge commercial rebuild project is also required which is expected to take at least 15 years to complete.

The rebuilding and repair work on homes is already well underway and the rebuild of commercial buildings in the central city (where the most extensive damage occurred) will commence by mid-2012. This will create huge demand for skilled labour, a demand that will be maintained for some years. A skills shortage list for the Christchurch region has now been established and the list includes occupations that are in demand related to the construction sector. The list includes occupations such as builders, building management-type roles, engineers, professional scaffolders and quantity surveyors among others. One of the key challenges that Christchurch is facing is the shortage of skilled workers that are currently based in the region. Currently there are about 1800 carpenters and joiners, but a further 4800 would be needed at the peak September 2013 period. Likewise, there are currently about 600 painting trades workers but an extra 2700 would be needed during the peak.



CHRISTCHURCH FACTS

- Hagley Park in the centre of Christchurch is the third biggest city park in the world, behind Central Park, NY and Hyde Park, London.
- The resident population of Christchurch City is estimated to be 366,000. It is the largest city in the South Island, and the 3rd largest urban area in the country.
- Christchurch is one of 5 official Gateway cities to the Antarctic since 1900 the city has been and continues to be a base for expeditions.
- The nickname of Christchurch is the "Garden City" owing to its large botanic gardens and central park
- Christchurch still has the oldest bridge in NZ it's located in Victoria Square and is now a walking bridge.
- Christchurch was the location of one of the deadliest natural disasters in the country's history the February 2011 earthquake. 185 people were killed, many more injured, and huge swathes of the city were destroyed.

Following the 2010-2011 earthquakes, Christchurch/Ōtautahi has re-emerged as a vibrant, ever-changing city. On The New York Times's 52 Places to Go, Christchurch ranked no. 2!



CHRISTCHURCH – WHAT'S ON

There are many websites that offer insight in to the numerous things you can see and do in Christchurch and the Canterbury region.

From farmer's markets and busker's festivals, hot pools and glaciers, if it's hiking, snorkelling or whale watching it's all there for you to explore!

Check out the film locations at 'Castle Hill' one of the locations for the filming of "The Lion the Witch and the Wardrobe" <http://www.castlehill.net.nz/> . Explore the water cave in Cave stream: <http://www.castlehill.net.nz/castlehill/cavestream/cavestream.php> or hit up Mt Hutt for snowboarding and skiing!





CHRISTCHURCH – ECONOMY

Job opportunities and economy. With a population of around 350,000, Christchurch is the largest city in the South Island and the second largest in the country. It is currently undergoing a major rebuild and is in the process of transforming itself into one of the world's most modern and sustainable cities.



CHRISTCHURCH – DINING AND SHOPPING

Dining:

Explore Christchurch and Canterbury dining - from relaxed cafés and bars to romantic fine dining. Our culturally diverse region has something to satisfy all tastes and budgets.

Farmers markets, Friday night markets, annual beer, food and wine festivals are just some of the events Christchurch hosts. As well as our centre city container mall there is something for everyone's taste bud!



Shopping:

Christchurch. The inner-city retail precinct is taking shape with new shops opening all the time. Spend the day exploring the wide range of boutiques and contemporary retail spaces, from local shops to global chain stores down *Cashel*, *High* and *Colombo Streets*.





CHRISTCHURCH TRAVEL

Christchurch International Airport

Christchurch International Airport is the main airport that serves Christchurch, New Zealand. It is located 12 kilometres to the northwest of the city centre, in the suburb of Harewood.

Address: 30 Durey Rd, Christchurch Airport, Christchurch 8053, New Zealand

Taxi Cabs

Chritax

Address: 11 Stour Rd

Contact: 01202 470000

Radio Cabs

Address: 115 Bargates

Contact: 01202 484848

Open 24 hours



Priory Cabs

Address: 22 Fairmile Rd

Contact: 01202 474444

You do need to note in Christchurch itself there are often delays in getting around due to the road works still being carried out and the repairs and upgrades to infrastructure since the earthquakes. So, some forward planning is useful when leaving your house!

A car is the most reliable form of transport in the city and it is highly recommended that you obtain one.

Christchurch has a comprehensive bus service. Below link provides you with timetable and map information. Just remember we are a city rebuilding and road works do cause delays to all types of transport.

<http://www.metroinfo.co.nz/timetables>





CHRISTCHURCH – SUPERMARKETS

Supermarkets in NZ are typically open 7 days a week from early morning with late closing.

Some Supermarket options in Christchurch include:



- <http://www.paknsave.co.nz>
- <http://www.newworld.co.nz>
- <https://shop.countdown.co.nz>

CHRISTCHURCH – SCHOOLS

Schools in New Zealand are grouped into areas known as 'zones'. Children are usually expected to attend a school in the zone that includes their home. To see which school zone you live in, check the Ministry of Education's 'school finder' website.

This is a link to a website explaining schooling:

<https://www.newzealandnow.govt.nz/living-in-nz/education/choosing-school>



CHRISTCHURCH – ACCOMMODATION

In Christchurch, you can choose from a diverse range of accommodation. See <http://www.christchurchnz.com/accommodation/> for full information on the range of options available, from serviced apartments & backpackers to homestays.

If that's not what you are looking for try:
<http://www.hostelworld.com> or <http://www.hostelz.com> linking to a range of hostels and backpackers in the Christchurch area.
Or <http://www.trademe.co.nz> to view available rental accommodation in the area.

If you want a more personal Kiwi experience there are a variety of homestay options in Christchurch, where you can enjoy living with a Kiwi family while working. The following websites will help you find your Kiwi family:

<https://www.christchurchhomestay.org>
<http://www.homestayfinder.com/>
<http://www.hostfamilies.co.nz/>



Christchurch Homestay



DUNEDIN FACTS

- Dunedin is the second-largest city in the South Island of New Zealand and the seventh largest city country. in the
- The city population is around 127,500
- The harbour and hills around Dunedin are the remnants of an extinct volcano
- Dunedin is the furthest city in the world from London at 19,100 km
- The only mainland breeding colony of the Northern Royal Albatross, large majestic seabirds with a wingspan of three metres, is at the Otago Peninsula
- Dunedin, and its surrounds, is home to some interesting locals, including the world's rarest penguin - the yellow-eyed penguin, the world's rarest sea lion - the New Zealand sea lion, New Zealand fur seals and little blue penguins
- Larnach Castle located on the Otago Peninsula is New Zealand's only castle.
- Dunedin Railway Station is the most photographed building in New Zealand
- New Zealand Sports Hall of Fame is, in effect, New Zealand's national sports museum, the only one of its kind in the country
- Baldwin Street, in Dunedin, is the world's steepest residential street, according to the Guinness Book of World Records



WHATS ON

<https://www.eventfinda.co.nz/whatson/events/dunedin>

This link provides information on the many activities available in the region, you can do almost anything!



WELLINGTONS ECONOMY

Dunedin is the second-largest city in the South Island of New Zealand (after Christchurch), and the principal city of the Otago region. Dunedin has a diverse economy, which includes manufacturing, publishing and technology-based industries as well as education, research and tourism. The city's most important activity centres around tertiary education—Dunedin is home to the University of Otago, New Zealand's oldest university (established 1869), and the Otago Polytechnic.





PLACES TO STAY

The following websites will help with hotels:

<http://www.tourism.net.nz/region/dunedin/accommodation>

Provides links to many accommodation options, from Backpackers and hotels to Serviced Apartments.

Hostels

<http://www.hostelworld.com> <http://www.hostelz.com>

linking to a range of hostels and backpackers in the Dunedin area.

If you want a more personal Kiwi experience there are a variety of homestay options in Dunedin, where you can enjoy living with a Kiwi family while working.

The following websites will help you find your Kiwi family:

<http://www.homestayfinder.com> <http://www.hostfamilies.co.nz>





DINING AND SHOPPING

Links for restaurants in Dunedin:

See the range of options for eating out in Dunedin. From bars and cafes to gourmet burgers, it's all here

<https://www.dunedinnz.com/visit/eat>



Links for shopping in Dunedin:

Malls, vintage stores, bookstores and necessities this tab has all the information you'll need to settle in or send things home.

<https://www.dunedinnz.com/visit/shop>

https://www.tripadvisor.co.uk/Attractions-g255119-Activities-c26-Dunedin_Otago_Region_South_Island.html

<https://www.newzealand.com/uk/feature/shopping-in-dunedin/>





TRAVEL

Getting around [Dunedin](#) is super easy thanks to the extensive bus network connecting the city centre and even the furthest outer suburbs. Although Dunedin has a history of trains, cable tramlines, ferries and trolleybuses, public transport in Dunedin today is limited to buses, taxis and airport shuttles. Nevertheless, you can still experience a train journey of yesteryears on [The Two Dunedin Railways](#) which are more like scenic experiences rather than commuter trains.

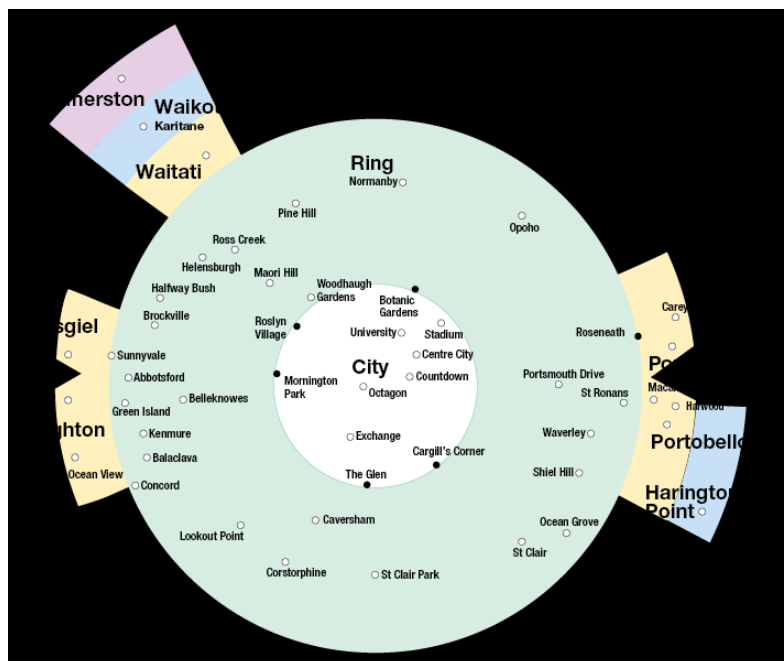
Whatever mode of public transport in Dunedin that you decide to take, it is always best to pay with cash to avoid credit card and EFTPOS fees. For public buses in Dunedin, fares are paid either in cash or with a Go Card (see below). Pricing is based on how many “zones” you pass through.

The Go Card is a way of paying for Dunedin’s public transport without rummaging for change. More to the point, the Go Card gives you at least 25% off the fare price. This card is only worth getting if you are planning on staying in Dunedin (and Queenstown) a while, as you have to buy the card for NZ\$5 and be topped up with a minimum of NZ\$10.

All you need to do with the prepay smart card is load it up with some money and swipe your way on and off the Dunedin buses on the electric card readers.

You can buy and load up your Go Card at any Dunedin urban bus (and any Connectabus bus in Queenstown), from the Dunedin City Council Customer Service Centre in the Octagon, the Otago Regional Council office at 70 Stafford Street, Dunedin, and the University Bookshop, 378 Great King Street.

For more information on Dunedin bus fares, visit the [Otago Regional Council website](#).





SUPERMARKETS

Supermarkets in NZ are typically open 7 days a week from early morning with late closing.

Supermarket options in Dunedin mainly include

- <http://www.paknsave.co.nz>
- <http://www.newworld.co.nz>
- <https://shop.countdown.co.nz>
-

BANKS

All banks in NZ are open week days, with some available limited hours on the weekend. **Below are the links to the main banks in NZ:**

- <http://www.kiwibank.co.nz> OR phone 0800 113 355
- <https://www.bnz.co.nz> OR phone 0800 275 269
- <http://www.anz.co.nz> OR phone 0800 269 296
- <http://www.westpac.co.nz> OR phone 0800 400 600



SCHOOLS

If you have children, then obviously, you want the best available education for them.

The link below will help to get an idea of the ratings of the schools in the suburb you are considering relocating to:

- <https://www.education.govt.nz/school/running-a-school/resourcing/operational-funding/schooldecile-ratings/>

ACCOMMODATION

Places to look for properties:

- <https://www.realestate.co.nz/residential/sale?by=featured&ql=20>
- <https://www.rightmove.co.uk/overseas-property/in-New-Zealand.html>
- <https://www.trademe.co.nz/property>



realestate.co.nz

rightmove


trademe

Harcourts



HAMILTON FACTS

- NZ's largest inland city
- NZ's longest river, the Waikato, flows for 16 kilometres through the city.
- Kirikiriroa, the city's Maori name means "long stretch of gravel"
- Population of 156,800 people (estimate at June 2015.)
- Hamilton's population ranks fourth in the 67 districts in NZ.
- Hamilton City has 3.3 per cent of NZ's population
- Has a youthful population - around half of residents are less than 30 years old.
- NZ European make up three quarters of the population and Maori 19 per cent
- The city is home to more than 80 ethnic groups.
- Mild climate and moderate year-round rainfall keep the city and surrounding area very green.
- Average temperatures - 18C in January (summer) and 9C in July (winter)
- 145 parks and gardens and 63 sports areas.
- The city has more than 1,000 hectares of open space.
- Three international sports venues – the multi-purpose FMG Stadium Waikato, the boutique international cricket ground Seddon Park, and indoor sport venue Claudelands.





WHATS ON

<https://www.visithamilton.co.nz/whats-on?>

This link provides information on the many activities available in the region, from tramping/walks and white water rafting to skydiving. It's all there!



HAMILTONS ECONOMY

- Hamilton is at the centre of one of the richest agricultural and pastoral areas in the world
 - The city is the major service centre for the Waikato region.
 - Dairy industry is centred around Hamilton and Waikato - a world-class centre of agricultural biotech excellence.
 - Home to several of New Zealand's science research facilities.
-
- The National Agricultural Field days – the largest agricultural trade show in the Southern Hemisphere – are held just outside Hamilton at Mystery Creek.
 - Hamilton is within two hours' drive of two of the country's main sea ports (Auckland and Tauranga), Auckland International Airport (New Zealand's major inbound and outbound airport, the expansive industrial area of South Auckland).
 - The city is also at the centre of the upper North Island's developing road network.



PLACES TO STAY

The following websites will help:

- <http://www.hamiltonwaikato.com/accommodation/> Provides links to many accommodation options, from Backpackers and hotels to Serviced Apartments.
- Try <http://www.trademe.co.nz> to view available rental accommodation in the area also.
- If that's not what you are looking for try: <http://www.hostelworld.com>.
- There is also <http://www.hostelz.com> for a range of hostels and backpackers in the Hamilton area.

Do you want a more personal Kiwi experience there are a variety of homestay options in Hamilton, where you can enjoy living with a Kiwi family while working?

The following websites will help you find your Kiwi family:

- <http://www.homestayfinder.com>
- <http://www.hostfamilies.co.nz>



DINING AND SHOPPING

Links for restaurants in Hamilton:

- [https://food.list.co.uk/places/restaurants/location:Hamilton\(55.7760,-4.0342\)/](https://food.list.co.uk/places/restaurants/location:Hamilton(55.7760,-4.0342)/)
- <https://www.timeout.com/hamilton/restaurants/best-restaurants-in-hamilton>
- <https://theculturetrip.com/pacific/new-zealand/articles/a-gourmet-guide-to-hamilton-nz-10-must-try-restaurants/>

Enjoy a gourmet feast, waterfront brunch or fish and chips on the beach.



Links for shopping in Hamilton:

- <https://www.theregentcentre.com/>
- [https://www.list.co.uk/places/shops/location:Hamilton\(55.776,-4.0342\)/](https://www.list.co.uk/places/shops/location:Hamilton(55.776,-4.0342)/)
- <https://tourismhamilton.com/what-to-do-shopping>

The great shopping destinations throughout the city each have their own unique personality with a range of boutiques, malls, markets and shops. Hamilton's dynamic neighbourhoods cater to those who love the thrill of the hunt and the joy of discovery.





IRD NUMBER

To be taxed appropriately you will require an IRD number from the Inland Revenue department.

The IRD can be contacted by calling the free phone number or using the following link:

- 0800 775 247
- <http://www.ird.govt.nz/how-to/irdnumbers>



This link will tell you what paperwork is required when you apply along with the application forms.

BUS INFORMATION

If hiring a car isn't appealing and you haven't bought one yet, Hamilton has a comprehensive bus service,

The link shows the route with the timetable available from the link:

- <http://www.busit.co.nz/hamilton-routes/>



SUPERMARKETS

Supermarkets in NZ are typically open 7 days a week from early morning with late closing.
Supermarket options in Hamilton include:

- <http://www.paknsave.co.nz>
- <http://www.newworld.co.nz>
- <https://shop.countdown.co.nz>





BANKS

All banks in NZ are open week days, with some available limited hours on the weekend.

Below are the links to the main banks in NZ:

- <http://www.kiwibank.co.nz> OR phone 0800 113 355
- <https://www.bnz.co.nz> OR phone 0800 275 269
- <http://www.anz.co.nz> OR phone 0800 269 296
- <http://www.westpac.co.nz> OR phone 0800 400 600



SCHOOLS

If you have children, then obviously, you want the best available education for them.

The link below will help to get an idea of the ratings of the schools in the suburb you are considering relocating to:

- <https://www.education.govt.nz/school/running-a-school/resourcing/operational-funding/schooldecile-ratings/>

PHONES/INTERNET

Mobile phone providers include Vodafone, Spark and 2°. Call & Data plans are very competitive and can be accompanied by free offers for Spotify & TV streaming services. Basic handsets are very cheap, with high-end manufacturers such as Apple & Samsung being the most expensive. For around \$100 a month you would expect to receive a Samsung S7 with 7.5GB data per month and unlimited talk & texts. This can be discounted further if you have additional services such as broadband and landline through the same provider. This is just an example, and cheaper and more expensive options are available.

In terms of broadband speeds, there is Fibre Optic available in high-density areas, with ADSL in the more remote regions. There is rural broadband available in those certain areas, but those speeds and reliability will not be as good.





CARS

It is recommended you have a reliable vehicle to get to work.

Fuel prices are reasonably low presently, hovering around the \$1.80 per litre mark. They were on average \$1.55 in 2010, and it is usually cheaper than most countries. In terms of running your own car, insurance is not compulsory, although highly recommended.

A Warrant of Fitness (WOF) is the equivalent of a MOT & costs around \$50, but the frequency depends on the age of the car. For a car less than 10 years old, it is conducted once a year, whereas a car older than 10 years will need a WOF every 6 months.

The road tax in NZ is called vehicle licensing, although it is often referred to as 'rego'. This can be renewed every 3, 6 or 12 months or stipulated as several months of your own choosing, but the cost benefits are made by choosing 12 months. The costs vary on age of the vehicle, fuel type & safety rating, but again it is cheaper when compared to other countries.



ACCOMMODATION

Where to look for properties in Hamilton:

- <https://www.point2homes.com/CA/Real-Estate-Listings/ON/Hamilton.html>
- <https://www.remax.ca/on/hamilton-real-estate>
- <http://www.hamiltonrealestate.net.au/>
- <https://www.trademe.co.nz/property/residential-property-for-sale/waikato/hamilton/view-list>





WELLINGTON FACTS

- Wellington is the southernmost capital in the world.
- Wellington is packed with over 400 cafes and restaurants which on a per person basis rivals that of New York.
- Legend has it that 'The Beehive', the city's known [Parliament Building](#) was in fact designed on the back of a napkin as a joke. The designer never thought for a moment it would be built. well-
- Lambton Quay is 100-200 metres from the harbour. It got its name from being built on reclaimed swamp land following the upheaval of a mass area of land out of the harbour, during a major earthquake in 1855.
- With the steep streets throughout the city, Wellingtonians are known to be some of the fittest New Zealanders, with 11 percent of residents commuting to their workplace on foot.
- Back in 1840, Colonel William Wakefield, a New Zealand Company representative, had originally planned for the Wellington settlement to be located where the suburb of Petone is situated. The site for the city shifted when the Hutt River's banks burst and flooded the surrounding area.
- Wellington was voted the world's 13th best city for quality of living in a 2012 Mercer 'International Quality of Living Survey'.
- Almost all of Wellington's residents live within three kilometres of the coastline.
- [Zealandia](#) is the first fully-fenced urban eco-sanctuary in the world.
- Wellington has 50,000 hectares of forests and regional parks.





WHATS ON

<https://www.eventfinda.co.nz/whatson/events/wellington>

This link provides information on the many activities available in the region, you can do almost anything!



WELLINGTONS ECONOMY

Around three-quarters of the population lives on the North Island, which is also home to the capital, Wellington. Agriculture is the economic mainstay but manufacturing and tourism are important. Visitors are drawn to the glacier-carved mountains, lakes, beaches and thermal springs.





PLACES TO STAY

The following websites will help with hotels:

- <https://www.qantas.com/travelinsider/en/explore/south-pacific/new-zealand/wellington/the-best-wellington-hotels.html>
- <https://theculturetrip.com/pacific/new-zealand/articles/the-best-boutique-hotels-in-wellington/>





DINING AND SHOPPING

Links for restaurants in Wellington:

- https://www.tripadvisor.co.uk/Restaurants-g255115-Wellington_Greater_Wellington_North_Island.html
- https://www.tripadvisor.co.uk/Restaurants-g255115-zfp43-Wellington_Greater_Wellington_North_Island.html
- https://www.tripadvisor.co.uk/Restaurants-g34727-Wellington_Florida.html



Links for shopping in Wellington:

- <https://www.newzealand.com/uk/feature/top-places-to-shop-in-wellington/>
- https://www.tripadvisor.co.uk/Attractions-g255115-Activities-c26-Wellington_Greater_Wellington_North_Island.html
- <https://www.noted.co.nz/life/travel/wellington-shopping-clothing-fashion-books-best-shops/>





TRAVEL

Getting around [Wellington's capital city](#) and surrounding districts is made easy with the extensive bus and train network. There are even a few public transport surprises in Wellington including its historic cable car and the trolleybuses in use around the city centre. Wellington's trolleybuses are the last in Oceania and the last to be driving on the left. Impress your mates with that piece of trivia... (Or get completely ridiculed).

To pay for most public transport in Wellington you'll either need cash or the correct stored value card (there are different cards for different operators, but Snapper is used on the most services). Fares are determined by zones, which is based on the distance of travel. The more zones you travel through the higher the fare. Be aware that when changing a vehicle on your journey, there is usually an additional charge unless you have purchased a transfer ticket.

So, follow the Wellington public transport guide below to see how to get around.

For more information:

<https://www.backpackerguide.nz/public-transport-in-wellington/>

SUPERMARKETS

Supermarkets in NZ are typically open 7 days a week from early morning with late closing.
Supermarket options in Wellington mainly include:

- <http://www.paknsave.co.nz>
- <http://www.newworld.co.nz>
- <https://shop.countdown.co.nz>

BANKS

All banks in NZ are open week days, with some available limited hours on the weekend.

Below are the links to the main banks in NZ:

- <http://www.kiwibank.co.nz> OR phone 0800 113 355
- <https://www.bnz.co.nz> OR phone 0800 275 269
- <http://www.anz.co.nz> OR phone 0800 269 296
- <http://www.westpac.co.nz> OR phone 0800 400 600





SCHOOLS

If you have children, then obviously, you want the best available education for them.

The link below will help to get an idea of the ratings of the schools in the suburb you are considering relocating to:

- <https://www.education.govt.nz/school/running-a-school/resourcing/operational-funding/schooldecile-ratings/>

ACCOMMODATION

Places to look for properties:

- <https://www.realestate.co.nz/residential/sale/wellington>
- <https://www.rightmove.co.uk/overseas-property/in-New-Zealand.html>
- <https://harcourts.co.nz/Property/Residential/All/Wellington>
- <https://www.trademe.co.nz/property/residential-property-to-rent/wellington/view-list>



realestate.co.nz

rightmove



trademe



Harcourts



APPLYING FOR YOUR IRD NUMBER SVR POWER LTD

Your IRD (Inland Revenue Department) number is used for all your tax, entitlements and personal details that Inland Revenue holds.

1. Activate your bank account at the bank as soon as you land in country
2. Print, sign and date your IRD Form
3. The office team at your new company can help you print
4. Talk to the office team at your new company, they will send your IRD Form to Inland Revenue NZ
5. You will receive your IRD Number by email within 24 – 48 hours

This form MUST be sent to IRD as soon as possible in New Zealand otherwise you will get emergency taxed at 45%



BANK OF NEW ZEALAND INFORMATION SVR POWER LTD

Arrange your bank account before you arrive in New Zealand.

As one of New Zealand's leading full-service banks we've been helping people start a new life in this country since 1861. Also known as BNZ, we're part of the National Australia Bank Group.

WHAT BNZ OFFERS

Before you arrive in New Zealand a Personal OnCall account will be opened for you. This account earns competitive interest on every dollar in your account. Once you have been identified in New Zealand, a banker will review your requirements with you to ensure the most appropriate account is held.

- Account opening normally within 3-5 working days
- Open your Personal OnCall Account up to a year before you arrive
- Option to open an additional Foreign Currency Account
- Register for Internet Banking to view account balances
- A dedicated team will work with you as you transition to New Zealand
- Your debit cards ready for your arrival

For more information on the Personal OnCall account and other accounts which will be available once you have been identified, please visit our website bnz.co.nz

OPENING AN ACCOUNT

Opening your account with us is easy, and offers you a number of benefits:

- A simple online application
(You'll be asked to provide your country or countries of tax residency in this application and provide your tax number or equivalents)
- No application fees or minimum balance requirements to open an account
- Transfer funds to New Zealand before you arrive
(Please note you will only be able to withdraw money from your account once you have been formally identified by your BNZ banker in New Zealand)
- Advise your New Zealand employer of your account details for payroll
- Means you have one less thing to worry about



APPLY NOW

Apply online at: www.bnz.co.nz/movingtonz

Reminders for the application are:

1. Full name as per passport – some people leave out their middle name/s
2. Address – current residential address in the UK
3. Name of employer – NZ employer
4. Tax resident of a country other than NZ – Enter UK and then they will be asked for the tax number, which in the UK is their National Insurance Number
5. How did you find out about BNZ – SRV Power

Application is processed and you will be sent an email with an attachment letter. This letter provides you with account number, how to book an appointment to fully activate the account in NZ and what to bring to the meeting.

You will also be sent 2 more emails for the registration of Internet Banking – view only.

They could ask about address verification when in NZ as there is an assumption we require evidence of an NZ address. For the customers who are coming via our channel or people who have recently arrived in NZ evidence of their last residential will meet criteria. As a candidate coming from the UK you could have the address on your driver's licence which is one of the documents which meet the address verification criteria.



WHAT NEXT?

On approval of your application, you will receive an email (within 3-5 working days) containing:

- New account number
- Identification requirements to activate your bank account on arrival
- We may require information or supporting documentation to evidence your tax residency
- Swift BIC/Bank ID and some general account information
- Details of who to contact, to arrange your BNZ appointment

Before you arrive in New Zealand please schedule a time with a banker to complete the activation of your account.

For this meeting you will need your passport and one of the following showing your overseas (current) residential address

- Statement or confirmation letter from an overseas bank or financial institution
- A utility bill - power, gas, water, land-line phone or Internet provider
- Current overseas driver licence
- National Identity Card
- Tenancy agreement

Full details are available on the BNZ website: www.bnz.co.nz/idrequirements

At the activation meeting the banker will talk to you about how you like to do your banking and what your goals are so they can advise you on the best products to achieve those goals. If you are earning more than \$50,000 per annum you are eligible to apply for a credit card provided you have more than a year left on the visa.



TRANSFERRING MONEY TO YOUR BNZ ACCOUNT

International payments to New Zealand.

The SWIFT BIC code for Bank of New Zealand is: BKNZNZ22. This should be used whenever funds are sent from overseas to BNZ bank accounts.

SWIFT BIC (Bank Identifier Code) codes should be used on all international payments to identify a particular bank or financial institution.

All international payments being made through BNZ must comply with our sanctions requirements. If we need further information in order to meet these requirements, we may contact you, and in some cases, this may lead to delays in processing your payments.

Information you'll need:

- Your details
- Your account name
- Your physical address
- Your full account number to be credited

Your bank's details:

Bank of New Zealand
Wellington
New Zealand

SWIFT BIC code: BKNZNZ22

If you're asked to provide a clearing code for your payment into BNZ, please use: NZ02nnnn - where nnnn is your four-digit branch number (see domestic account number formats below).

Account number formats

Domestic Account Numbers (including the four-digit branch number, seven digit account and three digit suffix) should be in this format:

International Bank Account Number (IBAN) and other codes

Some countries have adopted a standard known as an International Bank Account Number (IBAN).

New Zealand has not adopted this standard, so if you're giving your details, please provide your full bank branch account number and suffix as indicated on your statement.

Other codes that you may see are BSB, Sort Code, ABA Routing Number, Clearing Code or National Clearing Code. New Zealand has not adopted any of the other codes.



INCOME TAX AND COST OF LIVING CALCULATOR

SVR POWER LTD

Income tax rates

Income tax rates are applied to your combined income at the end of the tax year to work out your tax obligation.

Tax rates for the 2017-2018 tax year

Taxable income	Tax rate
Up to \$14,000	10.5%
Over \$14,000 and up to \$48,000	17.5%
Over \$48,000 and up to \$70,000	30%
Remaining income over \$70,000	33%

What it costs to live in New Zealand may be quite different from your home country. How it compares depends on where you are coming from and what part of New Zealand you settle in.

If you have just arrived in New Zealand you may find the cost of living is more (or less) than you expected. Use this calculator to find out what your income and expenses may be.

To check how much tax you pay on your wages, use the link below and go down the page to Income.

Use this great calculator as a guide

<https://www.newzealandnow.govt.nz/living-in-nz/money-tax/comparable-living-costs>



NEW ZEALAND STARTER PACK SVR POWER LTD

Learn all about the place
you are going to live in
within this helpful booklet!





CONTENTS

1. Travelling
2. Travelling, Continued
3. Mobile Networks
4. Supermarkets
5. Average Prices of Popular Items
6. Banks
7. Taxes
8. Taxes Continued
9. Housing
10. Cars
11. Schools
12. Take outs
13. Rate of rent – Trade me
14. Rate of rent – real estate
15. Driving in New Zealand



1. TRAVELLING

When you are travelling all those hours on the flight you want to know how you are going to get from the airport to your accommodation without any delays.

We have looked into the travel for you and thought the best way to travel was either by bus, taxi or shuttle.

We have to bus times already here. So you can fly in at any time and still be able to get a bus! They operate 24 hours a day, 365 days a year!

Monday - Friday

Every 15 minutes 5:15am - 6:00am	05:15 am	E	Every 15 minutes 5:15am - 7pm	05:15 am	E	<div> <div>Departing every 15 minutes throughout the day, alternating via Mt Eden Road and Dominion Road</div> </div>
	05:30 am	D		05:30 am	E	
	05:45 am	E		05:45 am	D	
Every 10 minutes 6:00am - 7:00pm	06:00 am	E*		06:00 am	E*	
	06:10 am	D		06:15 am	D	
	06:20 am	E		06:30 am	E	
	06:30 am	D		06:45 am	D	
	06:40 am	E		07:00 am	E	
	06:50 am	D				
	07:00 am	E				
<div> <div>Departing every 10 minutes throughout the day, alternating via Mt Eden Road and Dominion Road</div> </div>				07:00 pm	E	
Every 20 minutes 7pm - 10:20pm	07:20 pm	D		Every 20 minutes 7pm - 10:20pm	07:20 pm	D
	07:40 pm	E	07:40 pm		E	
	08:00 pm	D	08:00 pm		D	
	08:20 pm	E	08:20 pm		E	
	08:40 pm	D	08:40 pm		D	
	09:00 pm	E	09:00 pm		E	
	09:20 pm	D	09:20 pm		D	
	09:40 pm	E	09:40 pm		E	
	10:00 pm	D	10:00 pm		D	
	10:20 pm	E	10:20 pm		E	
Every 30 minutes 10:20pm - 5:15am	10:45 pm	D	Every 30 minutes 10:20pm - 5:15am	10:45 pm	D	
	11:15 pm	E		11:15 pm	E	
	11:45 pm	D		11:45 pm	D	
	12:15 am	E		12:15 am	E	
	12:45 am	D		12:45 am	D	
	01:15 am	E		01:15 am	E	
	01:45 am	D		01:45 am	D*	
	02:15 am	E		02:15 am	E	
	02:45 am	D		02:45 am	D	
	03:15 am	E		03:15 am	E	
	03:45 am	D		03:45 am	D	
	04:15 am	E		04:15 am	E	
	04:45 am	D		04:45 am	D	
	05:15 am	E		05:15 am	D	

Saturday & Sunday
+ Public Holidays



2. TRAVELLING CONTINUED

If you are out and about and want to get around, here are a few taxi numbers you can call so you know you will always have a way to get around even without a car. Or there is even a shuttle number that you can call! These are available for when you arrive at the Airport as well so when you arrive there you can connect them and don't have to carry around your luggage.

Taxi companies

Auckland Co-op Taxis

Phone:  +64 9 300 3000

Website: www.cooptaxi.co.nz

Corporate Cabs

Phone:  +64 9 377 0773

Website: www.corporatecabs.co.nz

VIP Cabs Limited

Phone:  +64 9 377 5050


Website: www.vipcabs.co.nz

Dial A Cab Limited

Phone:  +64 9 355 3000

Website: www.dialacab.co.nz

Green Cabs Limited

Phone:  0508 447 336

Website: www.greencabs.co.nz

ATS Auckland Taxi Service

Phone:  +64 9 845 4666

Website: www.aucklandtaxiservice.co.nz

Shuttle companies

Super Shuttle

Freephone 0800 SHUTTLE ( 0800 748 885 FREE)

Phone:  +64 9 522 5100

Website: www.supershuttle.co.nz



3. MOBILE NETWORKS

So you're in a new country which feels as if you are a million miles away from where you have come from. You want to be able to contact your friends and family back home, you obviously want the best network there is out there so it can do just the job!

We have had a look everywhere and we think that these are the best options there is. This is Vodafone, if you go online, you can find everything you need to know.

This is the Lebara Sim Card, which if you pay monthly is a lot easier.

<http://www.vodafone.co.uk/shop/latest-offers/pay-as-you-go-latest-deals/index.htm?cid=ppc-mec-auto/lznty/anwh/lcc>



4. SUPERMARKETS



These supermarkets are the popular ones that are found in many areas.

New world

100 Lunn Ave, Mt Wellington Auckland
Amazing bakery
"great salmon"
Good deals

PAK'n SAVE

Sylvia Park 286 Mount Wellington Hwy
Good prices
Sales on
Easy to park

Countdown

Penrose Road and Mt Wellington Hwy
Mount Wellington
Auckland 1060





5. AVERAGE PRICES OF POPULAR ITEMS

Items	Price – NZ DOLLARS
Bread – white loaf 600g	\$1.19
Milk – 1 litre	\$2.30
Sugar	\$1.69
Coffee 90g Instant	\$1.99
Tea 30 bags	\$1.79
Butter	\$2.79
Eggs Regular – half a dozen	\$2.79
Bacon	\$3.29 per pack
Pork and Beef Sausages per KG	\$6.99
Tomato Sauce – Watties 560g	\$3.19
HP Original Brown Sauce	\$3.62
Fish and chips	\$6.90
Grilled Fish	\$1.50 - \$3.80
Frozen chips	\$2.19
Skinless chicken breasts	\$13.49
Rump steak	\$15.95
Mince 1KG	\$12.99
Spaghetti	\$0.94
Pasta Sauce - Tin	\$1.49
Onions per KG	\$1.69
Tomatoes per KG	\$3.29
Mushrooms per KG	\$11.99
Bananas per KG	\$2.69
Apples per KG	\$5.49
Pasta – Spirals 500g	\$0.90
Long grain Rice 1 KG	\$1.69
John West Tuna per can	\$1.86
Potatoes KG	\$2.29
Crisps (Chips) 10 pack	\$3.49
Burger Buns 8 Pack	\$2.79
Ham and Chicken Luncheon meat KG	\$6.90
Heineken 12 pk beer	\$23.99
Pint of Beer - Pub	\$9.00 - \$10.00
Bottle of wine - Supermarket	\$6.79
Bottle of wine - Restaurant	\$9.00 Glass \$43.00 Bottle
Casket of wine - Supermarket	\$22.79



5. AVERAGE PRICES OF POPULAR ITEMS CONTINUED	
Petrol – per litre	\$2.40
Diesel – per litre	\$1.55
Petrol - per gallon	\$9.09
Diesel – per gallon	\$5.88
Cup of coffee – on average	\$4.00
Big Mac	\$7.60
Packet of cigarettes (on average)	\$30.90 (marlboro)
Gym membership – per week (on average)	From \$9.95
When paying with cash you need to pay individually for each bus and train trip. There are no individual bus or train trips longer than 5 zones	5 Zones Cash Fare \$10.50 5 Zones At Hop Card Fare \$7.60
Monthly bus and train pass Provides unlimited travel in all zones for one calendar month on Auckland's buses and trains, except SkyBus services	\$215 plus one-off payment of \$10 for an At Hop card



6. BANKS



ASB BANK PENROSE BRANCH

381 Great South Road
Ellerslie
Auckland 1051
Phone: +64 9 306 3055

BANK OF NEW ZEALAND

710 Great South Road
Ellerslie
Auckland 1061
Phone: [+64 800 275 269](tel:+64800275269)

ANZ BANK

395 Great South Road
Penrose
Auckland 1051
Phone: +64 800 269 296

CREDIT CARDS WITH 'SMART CARD' TECHNOLOGY

Smart cards are payment cards that carry an embedded microchip allowing them to store encrypted, confidential information, and carry multiple applications from different industries alongside debit, credit, or prepaid payment applications. Please note these cards, which often have no magnetic strip, are generally accepted anywhere in New Zealand that has credit card facilities.

Key features of New Zealand's tax system include:

- ## Will you need to pay tax in New Zealand?

Not everyone in New Zealand needs to put in a personal tax return, but it is up to you to find out if you need to. If you have overseas income, or arrived part way through a tax year, you are required to file a return. The tax year runs from 1 April to 31 March. There are other circumstances under which you must file a return, check them out on the Inland Revenue website.

SVR Creating Value Changing Lives



8. TAXES CONTINUED

International customers

If you hold a temporary visa, or a resident visa and have not lived in New Zealand for the last 12 months you are an international customer.

Your IRD (Inland Revenue Department) number is used for all your tax, entitlements and personal details that Inland Revenue holds.

1. Activate your bank account at the bank as soon as you land in country
2. Print, sign and date your IRD Form
3. The office team at your new company can help you print
4. Talk to the office team at your new company, they will send your IRD Form to Inland Revenue NZ
5. You will receive your IRD Number by email within 24 – 48 hours

If for some reason you can't supply the documents Inland Revenue needs, you can call them on 0800 227 774 if you're in New Zealand or +64 4 978 0779 if you're calling from overseas.



©Toons4Biz * illustrationsOf.com/10076



gg56557230 www.gograph.com



9. HOUSING

Having a place to call home is a big part of feeling settled in a new country, and it can take time to find the one that's right for you and your family.

Even if you plan to buy eventually, it's best to start off by renting. That way you can take time seeing what's available and where you'd like to live before you make a commitment.

The Building and Housing Group within the Ministry of Business, Innovation and Employment (MBIE) gives advice and guidance about all aspects of rental tenancies in New Zealand. This includes a guide to the law which is also available in Chinese, Korean, Arabic, Samoan and Tongan. MBIE also offers a mediation service if you have a dispute over a rental agreement.

Where to look

You can find rental properties through letting agents such as real estate agents, or by contacting landlords directly. A popular privately operated website where you'll find lots of rental properties advertised is TradeMe Property. Browsing around this website will give you an excellent overview of rents and the types of property available in the area you're considering.

There's high demand for good places, so it pays to make contact quickly.

As they do in every country, rents depend on the quality, location and size of the property. But to give you an indication, TradeMeProperty reported that across New Zealand, on their site in July 2015 the median rental being asked for a three-four bedrooms in Auckland's was NZ\$550 and for larger or more desirable homes, up to NZ\$750.

When you first rent a place you'll need to pay some rent in advance as well as a letting fee if you use an agent (letting fees are normally one week's rent plus GST). A landlord can ask for a maximum two weeks' rent in advance. You'll also need to put up a bond, usually equivalent of up to four weeks' rent. So you need to be prepared to have to pay up to six weeks upfront.





10. CARS

It is recommended you have a reliable vehicle to get to work.

Fuel prices are reasonably low presently, hovering around the \$2.40 per litre mark. They were on average \$1.55 in 2010, and it is usually cheaper than most countries. In terms of running your own car, insurance is not compulsory, although highly recommended.

A Warrant of Fitness (WOF) is the equivalent of a MOT & costs around \$50, but the frequency depends on the age of the car. For a car less than 10 years old, it is conducted once a year, whereas a car older than 10 years will need a WOF every 6 months.

The road tax in NZ is called vehicle licensing, although it is often referred to as 'rego'. This can be renewed every 3, 6 or 12 months or stipulated at a number of months of your own choosing, but the cost benefits are made by choosing 12 months. The costs vary on age of the vehicle, fuel type & safety rating, but again it is cheaper when compared to other countries.



11. SCHOOLS

If you have children, then obviously, you want the best available education for them. The link below will help to get an idea of the ratings of the schools in the suburb you are considering relocating to.

<https://www.education.govt.nz/school/running-a-school/resourcing/operational-funding/school-decile-ratings/>





12. TAKE OUTS

Ranui Chinese Takeaway
Tel: 09 832 1707
Opening Hours: 11:30am to 9.00pm

Pooks Road Takeaways
Tel: 09 832 0102
Opening House: 11:30am to 8.30pm

Pizza Pomodoro
Wellington
Tel: 04 381 2929

Neptune Fish Shop
Tel: 04 566 2443

Thai Express 6
Tel: 04 586 8899

If you are wanting more of a variety of foods, you should go onto this website and it will let you order online and get it delivered to your address. Just enter where you live and many take aways will appear.

<https://www.menulog.co.nz/?err=1&locationTerm=auckland>



13. ACCOMMODATION – RATE OF RENT – TRADE ME

Auckland City –

1 Bedroom - \$400 - \$450 P/W

2 Bedroom - \$500 - \$550 P/W

Glenfield –

1 Bedroom - \$380 - £420 P/W

2 Bedroom - \$450 - \$500 P/W

Papatoetoe –

1 Bedroom - \$350 - \$400 P/W

2 Bedroom - \$420 - \$470 P/W

Christchurch –

1 Bedroom - \$200 - \$250 P/W

2 Bedroom - \$400 - \$450 P/W

Hamilton –

1 Bedroom - \$250 - \$300 P/W

2 Bedroom - \$300 - \$350 P/W

Dunedin –

1 Bedroom - \$200 - \$250 P/W

2 Bedroom - \$350 - \$400 P/W

Rotorua –

1 Bedroom - \$280 - \$330 P/W

2 Bedroom - \$330 - \$380 P/W

Wellington -

1 Bedroom - \$300 - \$350 P/W

2 Bedroom - \$450 - \$500 P/W



14. ACCOMMODATION – RATE OF RENT – REAL ESTATE

Auckland City –

1 Bedroom - \$350 - \$400 P/W

2 Bedroom - \$450 - \$500 P/W

Glenfield –

1 Bedroom - \$400 - £450 P/W

2 Bedroom - \$450 - \$500 P/W

Papatoetoe –

1 Bedroom - \$350 - \$400 P/W

2 Bedroom - \$450 - \$500 P/W

Christchurch –

1 Bedroom - \$200 - \$250 P/W

2 Bedroom - \$300 - \$350 P/W

Hamilton –

1 Bedroom - \$180 - \$230 P/W

2 Bedroom - \$300 - \$350 P/W

Dunedin –

1 Bedroom - \$250 - \$300 P/W

2 Bedroom - \$300 - \$350 P/W

Rotorua –

1 Bedroom - \$250 - \$300 P/W

2 Bedroom - \$300 - \$350 P/W

Wellington -

1 Bedroom - \$350 - \$400 P/W

2 Bedroom - \$450 - \$500 P/W



15. Driving in New Zealand

You can legally drive in New Zealand with your current drivers licence for 12 months. After that time, you must convert your licence to a New Zealand driving licence which you can do at any time before the 12 months is up. To do this you will need to visit a specialist overseas conversion site.

Visit this website to find your closest conversion site:

<https://www.nzta.govt.nz/driver-licences/new-residents-and-visitors/converting-to-nz-driver-licence/overseas-conversion-driver-licensing-agents/>

Because your licence is classed as coming from an exempt country you do not need to sit a theory test. If you have been driving for longer than 2 years and your licence shows that it was issued more than 2 years ago you will not have to sit a practical test either.

The cost of converting your licence if you do not need to take the practical test will be just the admin fee of: \$52.10

If you are needing to take the Practical test you will need to pay the admin fee and also the test fee which overall comes to a fee of: \$112.

What you will need:

You will need the following when going to the conversion site:

- Fill out an application form – (Found at the below URL)
<https://www.nzta.govt.nz/assets/resources/application-conversion-overseas-licence-dl5/docs/dl5.pdf>
- Provide a medical certificate if needed. Please find a list of conditions that require a medical certificate at the link below
<https://www.nzta.govt.nz/driver-licences/getting-a-licence/medical-requirements/>
- Present evidence of your Identity (Passport)
- Present your overseas driver licence (and a translation if it is not in English)
- Let the agent take your photo and signature
- Pay the application fee
- Provide high-quality, colour photocopies of all the original documents you've provided, as listed above (including any translations).





POLICE CERTIFICATE SVR POWER LTD

Dear Candidate

The Police Certificate is a requirement for all candidates of SVR Power. This process is only needed when you are offered a formal position (job offer) by any client of SVR Power.

The reason for this is to avoid problems which have surfaced recently when SVR placed workers have applied for a different Visa to continue working in New Zealand (NZ).

It is regardless of whether you may or may not have any traffic or criminal convictions in your past.

Please read the information below and sign the declaration to confirm you are willing to apply for the certificate at job offer stage.

Link to apply: https://www.saps.gov.za/services/application_form_2019.pdf

WHAT YOU WILL NEED

- 1. A full set of his/her fingerprints on a SAPS 91(a) when living in South Africa.** The fingerprints must be taken by the South African Police Service. Persons living outside South Africa, may apply at the any police station in that country or at the South African Embassy. Fingerprints must be taken on the official fingerprint forms of the applicable country or, if available, on the SAPS 91(a) fingerprint enquiry form.
- 2. An [application form](#) must be duly completed.**
- 3. A certified copy of the applicant's identity document/passport.** The applicant must present his/her identity document/passport at the police station, as proof of identity will be required.
- 4. Should a maiden surname and/or other surnames be required on a Police Clearance Certificate, mention must be made thereof in the application and documentary proof of the maiden surname and/or other surnames (for example a certified copy of marriage certificate) must be attached to the application.**
- 5. Proof of payment.** The prescribed fee is R114,00 per application. The required non-refundable tariff is payable in cash at the nearest police station or electronically into the South Africa Police Service's account in favour of the National Commissioner of the South African Police Service. The banking details are as follow: ABSA cheque account number 4054522787; branch code 632005; Swift code ABSAZAJJXXX. In the case of an electronic payment, the letters "PCC" followed by the initials and surname of the applicant must be indicated as reference.



PAYMENT

The prescribed fee is R114,00 per application

The required non-refundable tariff is payable in cash at the nearest police station or electronically into the South Africa Police Service's account in favour of the National Commissioner of the South African Police Service.

The banking details are as follow:

ABSA cheque account number 4054522787; branch code 632005; Swift code ABSAZAJJXXX.

In the case of an electronic payment, the letters "PCC" followed by the initials and surname of the applicant must be indicated as reference.

DECLARATION

I, the undersigned agree that on the acceptance of a formal job offer from a client of SVR Power will apply for a police certificate regardless of whether I may or may not have any traffic or criminal convictions in your past.

Candidate Name:	
Candidate Signature:	
Date:	



NEW ZEALAND WORK VISA INFORMATION SVR POWER LTD

There are 2 visa options when applying for work in New Zealand.

1. **Work holiday Visa** – The cost of this is \$280NZ Dollars (approx. £160). You can apply for this between the age of 18 & 30 (inclusive). This allows you to work in New Zealand up to 12 months.

The work holiday visa is not applicable to South African Candidates

Link to apply:

<https://www.immigration.govt.nz/new-zealand-visas/apply-for-a-visa/about-visa/united-kingdom-working-holiday-visa>

2. **Essential Skills Visa**. The cost of this is \$495NZ Dollars (approx. £269). This allows you to work in New Zealand for a period of up to 11 months.

To extend this visa while working in New Zealand you will need a:

- Police check from your country of origin and your country you are currently living and working in.
- Medical

Link to apply:

<https://www.immigration.govt.nz/new-zealand-visas/apply-for-a-visa/about-visa/essential-skills-work-visa>

Police Certificate – as part of the standard recruitment process, we require **ALL** candidates whether they may or may not have any traffic or criminal convictions to apply for the Acro Police certificate which is recognised by New Zealand Immigration.

The cost of this is:

Standard Application This costs £55.00 and will take 12 working days to process.

Premium Application This costs £95.00 and will take 4 working days to process.

South African candidates: This costs R114,00 and will take between 5 – 7 days if you go through Elle at passports 4u elle@passports4u.co.za

Link to Apply: https://www.acro.police.uk/police_certificates.aspx

South African Candidates: https://www.saps.gov.za/services/application_form_2019.pdf

** Costs are subject to change due to exchange rate fluctuation.



POLICE CERTIFICATE SVR POWER LTD

Dear Candidate

The Police Certificate is a requirement for all candidates of SVR Power. This process is only needed when you are offered a formal position (job offer) by any client of SVR Power.

The reason for this is to avoid problems which have surfaced recently when SVR placed workers have applied for a different Visa to continue working in New Zealand (NZ).

It is regardless of whether you may or may not have any traffic or criminal convictions in your past.

Please read the information below, and sign the declaration to confirm you are willing to apply for the certificate at job offer stage.

Link to apply: https://www.acro.police.uk/police_certificates.aspx

WHAT YOU WILL NEED

1. Proof of your current address - You must provide **ONE** proof of your current address from [this list](#). Your current address is where you live now and can be outside of the UK. The UK driving licence paper counterpart is not an acceptable proof of address, even if it shows your current address.

2. A recent passport style colour photograph - You must upload one high quality, recent passport style colour photograph that clearly identifies you (the applicant). This photograph will be included on your Police Certificate. Your photograph should meet the same standards required for a UK passport (approximately 45mm x 35mm). To view guidance on acceptable photographs, please click [here](#).

3. Colour copies of your passport(s) / travel document / official photographic identity document - You must upload colour copies of your passport(s) / travel document which clearly show your photograph, personal information, expiry date, nationality, machine readable zone, extension pages and signature (if applicable). Copies of other official photographic identity documents should show as many of these features as possible. We will not accept black and white copies.

4. Copies of any necessary legal documents e.g. Power of Attorney, authorisation document, signed letter of authority etc (if applicable).

5. A valid email address.

6. Your address history - You must provide your address history for the last 10 years, including the dates you lived at the addresses. If you have lived outside of the UK for more than 10 years you will also be asked to provide your last UK address



WHAT YOU WILL NEED CONTINUED

7. Endorser details - Your application must be endorsed by a suitable individual. We require your endorser's full name, occupation, relationship to you (e.g. friend, employer etc. but NOT family), a telephone number, and their email address as we may send your passport photograph to them as part of our check. Click [here](#) for a list of possible endorsers.

8. UK National Insurance and Driving Licence numbers (if applicable) - PLEASE NOTE: Each file you upload must be no more than 2MB in size and must be in JPG, GIF, TIF or PDF format. Passport style colour photographs must be in JPG, GIF or TIF only. Please note that if we cannot read your documents due to low image quality then your application may be delayed.

COMPLETING THE FORM

Once you start the application you will not be able to save it and return to it later on. If you exit or you don't move forwards or backwards for 60 minutes your data will be deleted.

PAYMENT

There are two service options available for your Police Certificate:

- Standard service - £45.00 (10 working days, not including dates of receipt or dispatch)
- Premium service - £80.00 (2 working days, not including dates of receipt or dispatch)

SVR Power offers a service to complete the Police Certificate on behalf of the candidate.

The administration charge for this is: £35.

DECLARATION

I, the undersigned agree that on the acceptance of a formal job offer from a client of SVR Power will apply for a police certificate regardless of whether I may or may not have any traffic or criminal convictions in your past.

Candidate Name:	
Candidate Signature:	
Date:	



OVERVIEW OF WORKING IN NEW ZEALAND SVR POWER LTD

The typical working week for a scaffolder in New Zealand is 40 hours.

Summer time runs from December through to March.

You are looking at doing at least 10 hours overtime per week, if not more.

UK Scaffolders are looking at the following NZ rates:

Part 2 – starting from \$24.00 - \$28.00 NZ dollars per hour plus overtime

Advanced – starting from \$28.00 - \$30.00 NZ dollars plus, depending on company and experience, plus overtime

Typically clients will offer you 2 weeks accommodation and then assist in helping you find suitable accommodation.

Once you have been working in NZ for your 3-month probation, the companies will start helping you transfer your tickets over. Again, some companies pay for this, some expect you to pay for this.

The majority of the work falls into the following:

- Streetwork
- Residential
- Refurb
- Commercial

Please note: there is no offshore work.

The roles are not rotation or short-term contract. You live and work in New Zealand as if you were living in the UK.

If you have financial commitments in the UK, i.e. Mortgage, car payments, child payments – New Zealand simply isn't for you, as you will not be able to afford to send money back, and live comfortably in NZ.

APPLYING FOR YOUR IRD NUMBER SVR POWER LTD

Your IRD (Inland Revenue Department) number is used for all your tax, entitlements and personal details that Inland Revenue holds.

1. Activate your bank account at the bank as soon as you land in country
2. Print, sign and date your IRD Form
3. The office team at your new company can help you print
4. Talk to the office team at your new company, they will send your IRD Form to Inland Revenue NZ
5. You will receive your IRD Number by email within 24 – 48 hours

This form MUST be sent to IRD as soon as possible in New Zealand otherwise you will get emergency taxed at 45%



IRD number application - non-resident/offshore individual

For full details go to www.ird.govt.nz (search keyword: offshore).

Only use this form if you're a non-resident or offshore person.

An offshore person is someone who:

- is a New Zealand citizen who has been overseas for the last three or more years continuously (and is not currently in New Zealand),
- or
- doesn't have a New Zealand residence visa granted by Immigration New Zealand,
- or
- has a New Zealand residence class visa and has been overseas for the last twelve months continuously (and is not currently in New Zealand).

If these **don't apply** then use the *IRD number application - resident individual (IR595)* form.

Note: If you're an Australian citizen present in New Zealand at the time you're applying for your IRD number you will complete an *IRD number application - resident individual (IR595)* form.



To apply for an IRD number for you or a child in your care

Use the applicant checklist on page 2 before completing the form and signing the declaration on page 5.

If you're in New Zealand take the form with the original and legible copies of supporting documents and photo ID for an "In person verification" to an authorised Inland Revenue agent.

These are:

- Automobile Association (AA) Driver Licensing Agents
- PostShops.

If you're outside New Zealand, and you understand that Inland Revenue can't guarantee that emails won't be intercepted or read while in transit, email to: offshore@ird.govt.nz or post to:

Inland Revenue, PO Box 39050, Wellington Mail Centre 5045, New Zealand

If you're outside New Zealand only send legible copies of supporting documents and photo ID.

If your request is URGENT then clearly state the reason why on a separate piece of paper.

To apply for an IRD number for you

You must provide each of the following:

- a form of photographic identification, such as a passport or an overseas driver licence
- proof of your current or most recent previous address, which may include:
 - a utility (eg, electricity or water) statement
 - national identity card or overseas driver licence (if not used as photographic identification)
- proof of your intended activity in New Zealand, see the notes for Question 8 on page 2
- proof of your fully functional New Zealand bank account or proof that customer due diligence has been completed - see the notes for Question 10 on page 2.

To apply for an IRD number for a child

If you're applying for a child who is in your care and they're under 16, you must provide the following.

For you:

- a form of photographic identification - refer to "To apply for an IRD number for you".
- proof of your current or most recent previous address - refer to "To apply for an IRD number for you".

For the child:

- a **document** which shows the relationship between you and the child, eg,
 - a full birth certificate
 - court documents showing the child's and caregiver's names, eg, adoption papers, parenting orders, guardianship orders
- proof of a fully functional New Zealand bank account held in the child's name or that customer due diligence has been completed for the child.

If you have any questions about the required documents please call us on 0800 377 774 (if calling from New Zealand) or +64 3 951 2020 (if calling from overseas).

If the documents you provide are in another name, you must provide a legible copy of the document that confirms how your name was changed, eg, marriage certificate, deed poll, change of name certificate.

Question 1 - children under 16

If you're applying on behalf of a child, the IRD number shown here must belong to the person who will provide the relevant documents identifying their relationship to the child. If you're also applying for an IRD number, attach the child's application to your own one.

Questions 2-4 - applicant information

- If you're completing the application for a child, enter the child's information in this section.
- If you're completing the application for yourself, enter your information in this section.
- If you're using a preferred name, which is different from your given name, you must provide a document confirming your preferred name.

Questions 5 - current postal address

Complete only if it's different from the residential address. If not a street address show one of the following:

- | | |
|------------------------|---------------------------------------|
| - PO Box | - private or locked bag |
| Line 1 - PO Box number | Line 1 - private or locked bag number |
| Line 2 - box lobby | Line 2 - box lobby |

Don't show your tax agent's address here.

Question 7 - contact information

By ticking the box at Question 7b you agree to receive your new IRD number by email. If you provided a mobile phone number, you will also receive a text message with your new IRD number. Inland Revenue will take all reasonable steps to reduce any risk of unauthorised access or release of confidential information. If you don't provide consent, your IRD number will be mailed to the postal address you provided.

Question 8 - reason for applying for an IRD number

Provide proof of the following:

- If buying and/or selling New Zealand real estate - the property purchase agreement or letter from your tax agent, lawyer, real estate agent, or property conveyancer confirming activity.
- If for rental property - the rental agreement, property purchase agreement or letter from your tax agent confirming activity.
- If for employment - your work visa or letter of employment on the employer's letterhead.
- If for a student loan - the acceptance letter from the tertiary institution.
- If a director or shareholder of New Zealand registered company - a copy of New Zealand Companies Office register or letter from your tax agent to confirm activity.
- If a partner in a partnership - the partnership agreement or a letter from your tax agent confirming activity.
- If a trustee of a trust - the trust deed or a letter from your tax agent confirming activity.
- If "other", proof of activity or letter from your tax agent confirming activity.

Question 9 - Taxpayer identification number

If you have a taxpayer identification number (TIN) in another country/jurisdiction outside of New Zealand or as well as New Zealand, you will need to show your most recent TIN and the country/jurisdiction it applies to. Or if you don't have a TIN, give the reason why you don't have one. A TIN can have a different name in other countries, eg, personal, national identity, tax or social security number.

Question 10 - Fully functional New Zealand bank account or customer due diligence completed

Bank account

To prove that you have a fully functional New Zealand bank account, you can provide a bank statement showing at least one deposit **and** one withdrawal for differing amounts, or a letter from your bank advising the account is fully functional, active or has had Anti Money Laundering checks completed. You can take our *Documents to confirm your New Zealand bank account is fully functional (IR984)* to your bank. It provides the details your bank needs to confirm your bank account is active. You can download the IR984 from our

website www.ird.govt.nz (search keyword: IR984) to take to your bank to show the proof we require.

Customer due diligence by a New Zealand reporting entity

To prove customer due diligence the NZ reporting entity can complete question 10b on this form, or give you a letter confirming customer due diligence has been completed in accordance with the Anti-Money Laundering and Countering Financing of Terrorism Act 2009.

Customer due diligence must be completed by a NZ reporting entity. The Department of Internal Affairs, the Financial Markets Authority and the Reserve Bank of New Zealand provide lists of reporting entities.

Question 11 - temporary tax exemption on foreign income (complete this question if you continue to receive income from overseas)

You qualify for a temporary tax exemption on foreign income for four calendar years (up to 49 months) if you meet both these requirements:

- You have qualified as a tax resident in New Zealand.
- You haven't been a New Zealand tax resident at any time in the 10 years prior to your arrival date in New Zealand.

Please note:

- You can only claim this exemption once.
- You can't receive Working for Families Tax Credits (if eligible) while your foreign income is tax-exempt.

For more information on temporary tax exemption on foreign income, go to www.ird.govt.nz

Question 12 - non-resident contractor or non-resident seasonal worker

- If you have arrived in New Zealand to work as an independent contractor (whether the person paying you is a New Zealand resident or not) you will be a "non-resident contractor" for the first 183 days (in any 12-month period) of your presence in New Zealand.
 - You aren't an independent contractor if you're working as an employee receiving salary and/or wages from an employer.
 - Complete this section if you're a non-resident contractor or a non-resident seasonal worker and will be using the NSW tax code.
- For more information please ask your employer.

Nominated persons

We can't discuss your tax affairs with anyone except you. However, you can nominate someone else to do this for you and have access to your Inland Revenue records once you have received your IRD number.

You'll still be responsible for your own tax affairs, so you'll need to make sure any returns are filed and tax is paid by the due date.

For more information, or if you wish to nominate someone to act on your behalf, complete an *Elect someone to act on your behalf (IR597)* form.

You can get this from www.ird.govt.nz You don't need to complete the IR597 if you're using a tax agent and not a nominated person.

Applicant's checklist

Have you:

- included a form of photographic identification? ☐
- included proof of your residential address? ☐
- included proof of your New Zealand bank account number or confirmation of customer due diligence completed? ☐
- included proof of your intended activity in New Zealand? ☐
- included linking documents for your child, if applying for an IRD number for them? ☐
- completed and signed the application? ☐

Please retain pages 1 - 2 for your own records.

If you're outside New Zealand only send legible copies of these documents.



IRD number application - non-resident/offshore individual

- Please read the **Notes** on page 2 before you complete this application.
- Please write in capital letters, eg, ABC. Don't use abbreviations, eg, ST.
- If handwriting, please complete the application in blue and/or black pen.

Children under 16

- [illegible]

Applicant information

2. **Name of applicant as shown on identity documents**

First name(s)

Last/family name or surname

Title Mr ☐ Mrs ☐ Miss ☐ Ms ☐ Other

Preferred name

First name(s)

Last/family name or surname

3. **Date of birth**

Day Month Year

4. **Previous name**

First name(s)

Last/family name or surname

(maiden name, change of name)

Address information

Please provide the address you are currently living at and the address you wish to have your IRD number sent to (if different)

5. **Current residential address** (not a PO Box or private bag number)

Street address

Suburb Town or city State or province

Country Postcode/Zipcode

Current postal address (only if it's different from your home or street address)

Street address, PO Box, Private or Locked Bag number

Suburb Town or city State or province

Country Postcode/Zipcode

Previous address (not a PO Box or private bag number)

Street address

Suburb Town or city State or province

Country Postcode/Zipcode

6. **Contact number(s)** (include country and area code)

7a. Email address

- 8a. ■ Please give your reason for applying for an IRD number. Choose as many as required**

- Other

- Refer to the notes on page 2 for the information you are required to provide based on your stated reason for applying

9. ■ Most recent TIN and the country/jurisdiction it relates to

- If you don't have a TIN, give the reason why you don't have one

Complete **either** 10a or 10b.

- 10a. ■ Enter your fully functional New Zealand bank account**
Refer to the notes on page 2 for more information

Bank		Branch		Account number								Suffix			

- 10b.** Tick how you will confirm customer due diligence by a New Zealand reporting entity has been completed

- The reporting entity has completed, signed and stamped the statement below:
 - A letter from a New Zealand reporting entity is attached
Refer to the notes on page 2 for more information

I _____ (full name),
of _____ (name of reporting entity)
confirm customer due diligence has been completed for _____
_____ (name of applicant) in accordance with the Anti-Money Laundering
and Countering Financing of Terrorism Act 2009.

My declaration as above is true and correct to the best of my knowledge.

Day Month Year

11. ■ Do you qualify for a temporary tax exemption on foreign income?

- ☐ Yes ☐ No

If "Yes", please enter your date of arrival in New Zealand

Day Month Year

